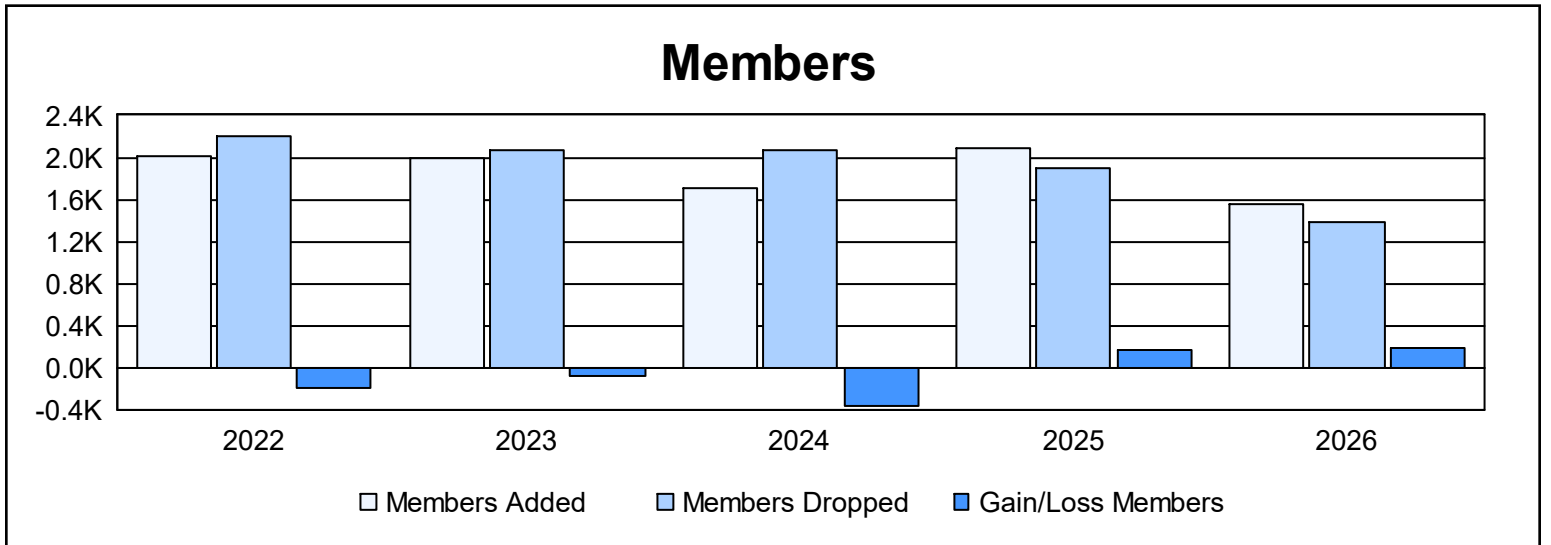
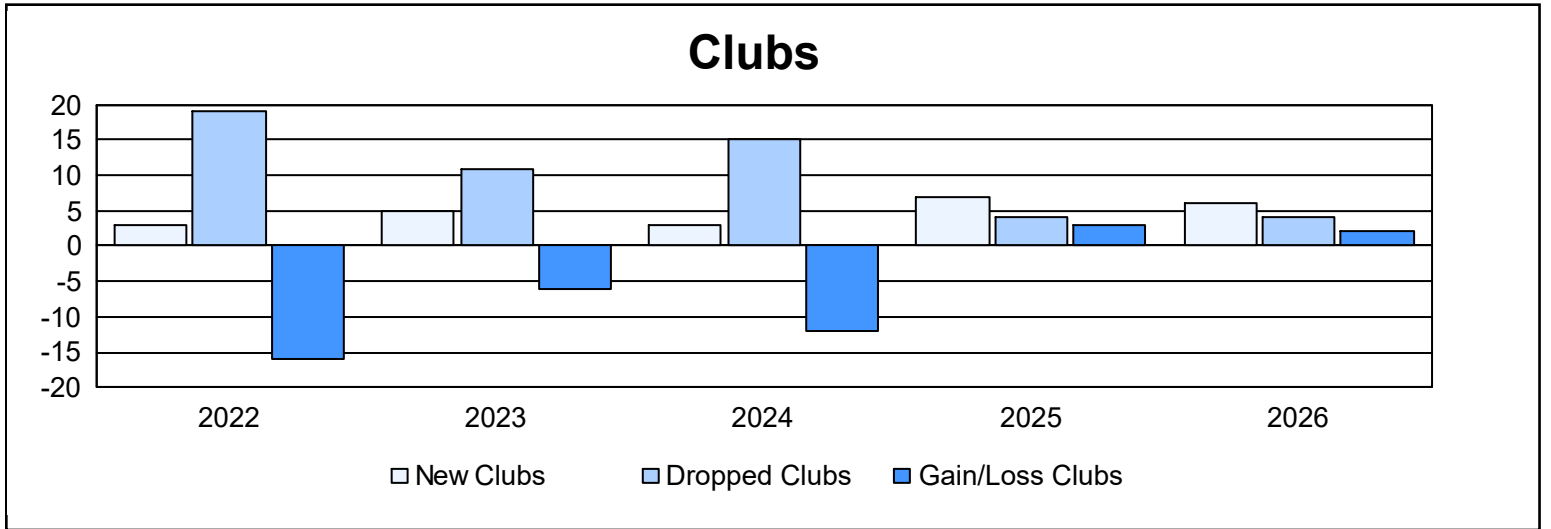
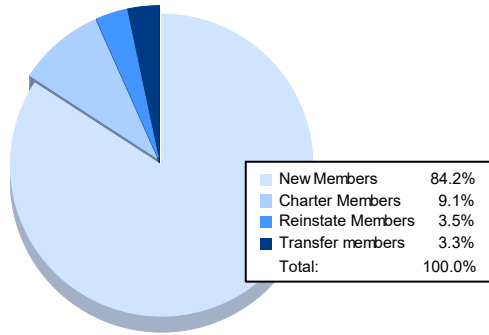


| Year | New Clubs | Dropped Clubs | Gain/ Loss Clubs | New Members | Charter Members | Reinstate Members | Transfer Members | Total Member Added | Total Members Dropped | Gain/ Loss Members |
|----------------|-----------|---------------|------------------|--------------|-----------------|-------------------|------------------|--------------------|-----------------------|--------------------|
| 2021-2022 | 3 | 19 | -16 | 1,727 | 109 | 78 | 92 | 2,006 | 2,206 | -200 |
| 2022-2023 | 5 | 11 | -6 | 1,638 | 150 | 112 | 89 | 1,989 | 2,069 | -80 |
| 2023-2024 | 3 | 15 | -12 | 1,452 | 90 | 85 | 73 | 1,700 | 2,069 | -369 |
| 2024-2025 | 7 | 4 | 3 | 1,695 | 180 | 106 | 96 | 2,077 | 1,902 | 175 |
| 2025-2026 | 6 | 4 | 2 | 1,314 | 142 | 54 | 51 | 1,561 | 1,379 | 182 |
| Average | 5 | 11 | -6 | 1,565 | 134 | 87 | 80 | 1,867 | 1,925 | -58 |



Membership Composition April 2026 Cumulative



Gender Composition April 2026 Cumulative

